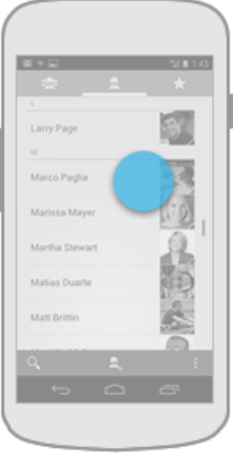
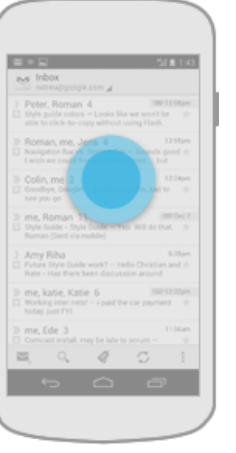


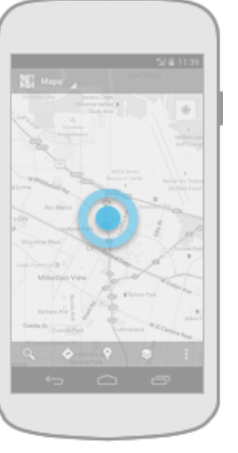




# Gesty (Android)

<http://developer.android.com/design/patterns/gestures.html>

						
<p><b>Touch</b> (press, lift) Triggers the default functionality for a given item.</p>	<p><b>Long press</b> (press, wait, lift) Enters data selection mode. Allows you to select one or more items in a view and act upon the data using a contextual action bar. Avoid using long press for showing contextual menus.</p>	<p><b>Swipe</b> (press, move, lift) Scrolls overflowing content, or navigates between views in the same hierarchy.</p>	<p><b>Drag</b> (long press, move, lift) Rearranges data within a view, or moves data into a container (e.g. folders on Home Screen).</p>	<p><b>Double touch</b> (two touches in quick succession) Zooms into content. Also used as a secondary gesture for text selection.</p>	<p><b>Pinch open/Spread</b> (2-finger press, move outwards, lift) Zooms into content.</p>	<p><b>Pinch close</b> (2-finger press, move inwards, lift) Zooms out of content.</p>

**Flick:** Wyrzucenie elementu poza pojemnik, **Rotate:** względny obrót dwoma palcami